

MAXIMA GxB 375 SM

Bifacial Smart Module

A Trusted Quality Brand in Solar



High Performance

Bifacial technology generates power from both the front and back faces of the module, resulting in up to 20% higher energy harvest (kWh). Our HCT cells packaged in frameless double glass modules yield higher power and do not suffer from light-induced degradation (LID) or potential induced degradation (PID).



Integrated Optimizer with TIGO TS4-L

Impedance Matching Technology results in enhanced energy yield at string level. AC/DC output at string level up to 0.95.



Longer Strings: String length increased up to 30%

Less BOS. Faster Installation. Lower Costs



Safety, Enhanced O&M

Rapid shut down, Module Level Monitoring



Robust Quality & Reliability

Double glass modules designed for durability. Certified to international certification body standards: IEC, UL, and CEC listed. Manufactured according to the International Quality Management System ISO9001.



Extreme Climate Performance

As temperatures rise, our patented Hybrid Cell Technology produces more power [kW] than conventional crystalline silicon solar panels at the same elevated temperature.



Superior Aesthetics

Thin profile double-glass construction provides superior aesthetics that are a perfect complement to roofs, carports, and canopies.

About Sunpreme

Sunpreme is an innovative solar PV module manufacturer headquartered in Sunnyvale, California with manufacturing facilities in the United States and China. We provide high quality, reliable and aesthetically superior modules to residential, commercial, and utility customers globally. Sunpreme solar systems are delivering clean energy on 5 continents.

Sunpreme solar panels are designed and engineered in Silicon Valley, CA, USA.

Hybrid Cell Technology

Sunpreme modules use our patented Hybrid Cell Technology platform that utilize enabling thin-film materials on surface engineered Silicon substrate to achieve high-efficiency power output and reliable energy production for increased project returns.

Unlike conventional crystalline silicon cell technologies, Sunpreme uses highly scalable process to deliver high output solar power at very competitive Levelized Cost of Energy (LCOE).



Front view

Back view

High Efficiency

19.2% Module Efficiency (STC)

21.2% Efficiency with 10% Backside Power Boost

23.1% with 20% Backside Power Boost

Bifacial Energy Boost

Harvests sun from the backside to increase power output up to 20%

Double-Glass Frameless Design

Sunpreme Design is more robust, and does not require module grounding

10 YEAR

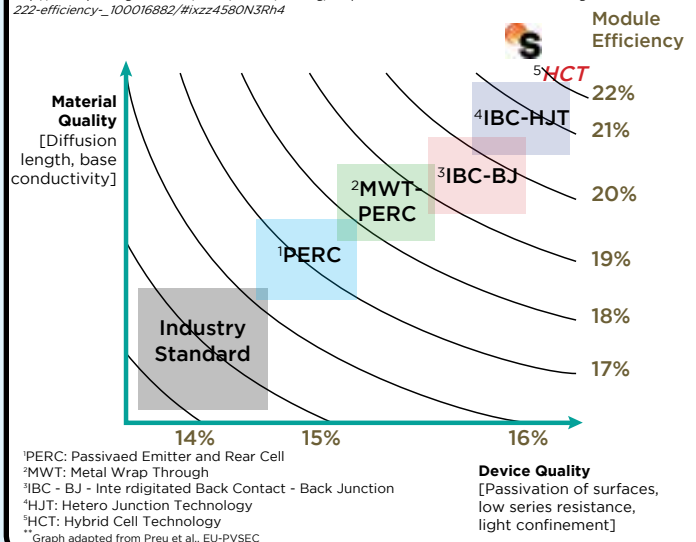
PRODUCT WARRANTY

25 YEAR

POWER WARRANTY

"At 22%, Sunpreme HCT Bifacial Double Glass modules move to the top of the class in effective efficiency" Dr. Eicke Weber quoted in:

http://www.pv-magazine.com/news/details/beitrag/sunpreme-unveils-500-w-bifacial-double-glass-module-with-222-efficiency-_100016882/#ixzz4580N3Rh4



Maxima GxB 375 SM Bifacial Smart Solar Module

Electrical Specifications ¹	370	375	380
STC rated output P_{MPP} (W)	370	375	380
Cell Efficiency	21.7%	21.8%	22.0%
Module Efficiency STC	19.0%	19.2%	19.5%
Standard sorted output	-3%/+5%	-3%/+5%	-3%/+5%
Maximum Voltage (V)	47.5	47.8	48.0
Maximum current (A)	12.0	12.0	12.0
Rated Voltage V_{MPP} (V)	42.5	42.7	43.2
Rated Current I_{MPP} (A)	8.7	8.8	8.8

Module voltage will not exceed the Maximum Voltage values stated above and prevents over-voltage allowing up to 30% longer strings

Bi-Facial Output*

With 10% Backside Power Boost

Power Output (W)	407	412	418
Module Efficiency	21.0%	21.2%	21.3%

With 20% Backside Power Boost

Power Output (W)	444	450	456
Module Efficiency	22.9%	23.1%	23.2%

Test Operating Conditions

Operating Temperature	- 40 to + 85°C
Storage Temperature	- 40 to + 85°C
Maximum Series Fuse	15 A
Maximum System Voltage	1,000VDC UL
Power/Sq.Ft. w/ 20% backside power boost	20.6 W / Sq. Foot
Maximum load capacity	5,400 Pa (snow load) 185 mph wind rating
Fire Class	Class A - Type 3

Temperature Coefficients

Temperature coefficient P_{MPP}	-0.28%/C
Temperature coefficient I_{SC}	+0.015%/C
Temperature coefficient V_{OC}	-0.00%/C
Normal operating cell temperature (NOCT)°C	46C +/- 2

Warranty

10-year extended product warranty
95% power warranty first 5 years
-0.6% per year degradation for the following 20 years

Certification

Certified to IEC 61646, IEC 61730-01, IEC 61730-02, IEC 61701, UL 1703, ISO 9001, ISO 14001, CEC, CE Mark, FSEC, MCS, and TUV



Mechanical Specifications

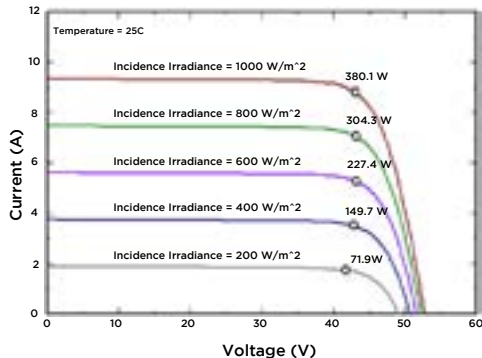
Dimensions	1,985 x 990 x 6 mm (6.50 x 3.25 x 0.02 ft)
Weight	27.4 kg (60.5 lbs)
Area	1.96 m ² (21.1 ft ²)
Cell type	Bifacial Hybrid Cell Technology (HCT)
Module type	72 Cells, Frameless double glass design with tempered glass, no grounding required
Glass	Tempered 2.9 mm anti-reflective coating, low-iron
Smart Junction Box	Tigo TS4-L Optimization
Cables	4 mm ² x 1.2 m cable with MC4 connectors
Clamps	Recommended Sunprime 200mm

Packaging

Modules per crate	26
Crates per shipping container	22

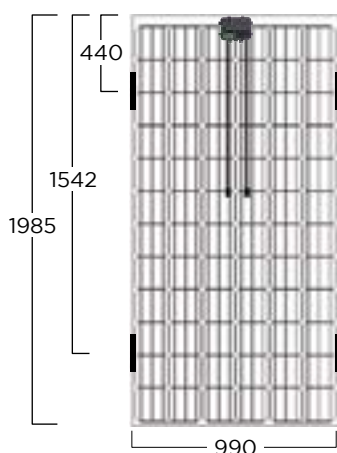
$I_{max} - V_{max}$ (72 cell Version)

Multi-Irradiance Curve for Maxima GxB 380



Covered by one or more of the following U.S. patents:
7,951,640; 7,956,283; 7,960,644

Rear View (mm)



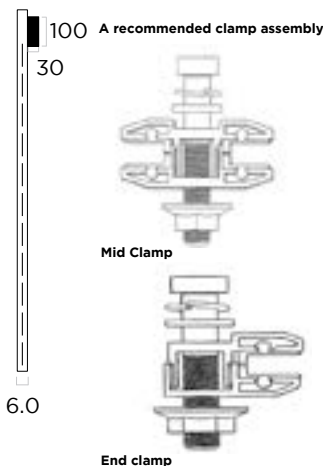
Mounting method

Rail structure runs parallel to short-side of module if in portrait mount on roof top (1.2 m cable length)

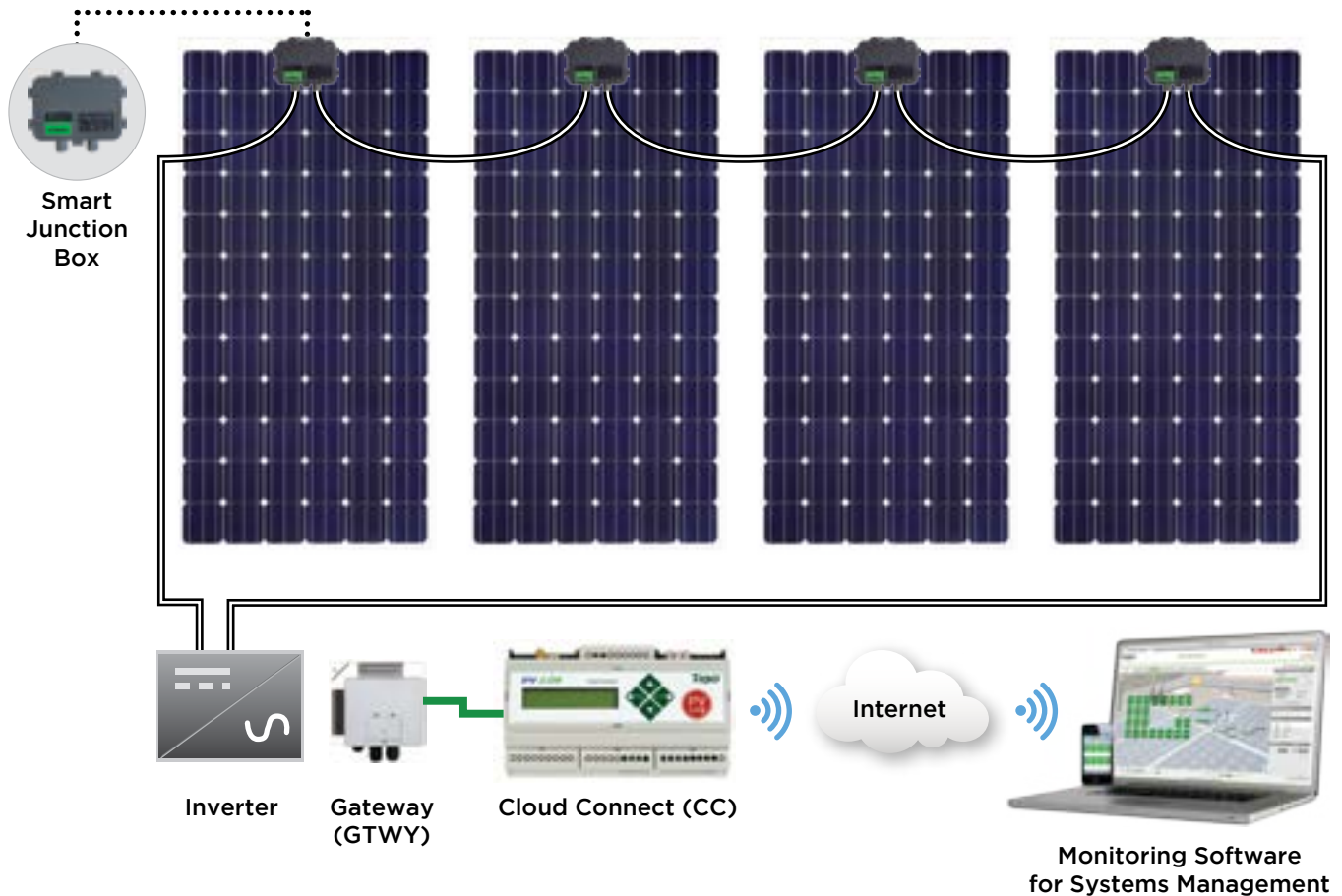
Rail structure runs parallel to long side of module in ground mount (1.2 m cable length)

Retaining clip

Side View (mm)



System Architecture Overview



Connectivity Detail

Cloud Connect

- Can connect with up to 7 GTWYs and 375 PV modules
- All Smart Modules in the same string must be assigned to the same CC

Gateway

- Can connect up to 120 PV modules
- Modules must be within 10m-15m (33-50 ft.) from the GW, depending on mounting surface topology



Cloud Connect

The Cloud Connect is the data logger and communication hub of the Tigo smart platform. It controls optimization, provides safety features, and enable module-level monitoring via the Tigo cloud. It also acts as a data logger for Modbus-equipped devices, like AC meters, weather stations, and selected inverters. The Cloud Connect is the next generation Management Unit.

- Built-in Wi-Fi
- Free iOS/Android app for monitoring and commissioning
- Easy-to-install DIN rail form factor

Electrical Specifications

Electrical

Supply Voltage: 24VDC +/- 1VDC

Power Consumption: Max 10W

Power Supply: 100-240VAC

Din Rail: Terminal Block or;

Socket: EU/UK/US/AU Interchangeable, 2-Pin Plug

Capacity

Single Cloud Connect supports up to 360 PV Modules
(In case of 2Es: 180 Optimizers)

Single Cloud Connect supports up to 7 Tigo Gateways

Internet Connectivity Options

Ethernet Interface: 10/100-BaseT

Wireless Interface: Wi-Fi

Mechanicals

Mounting Type: DIN Rail / Wall Mount

Dimensions: 159.5 mm x 90.2 mm x 57.5 mm (6.28" x 3.55" x 2.26")

Weight: .5 kb / 1.1 lb.

Operating Temperature Range: -20 to +60°C (-4 to 140°F)

Cooling: Natural Convection - No Fans

Enclosure: Indoor NEMA 1

Features

Safety: CE, UL1741, EN62109,-1:2010, NEC 690.12 Rapid Shutdown (Approval Pending)

EMC: FCC Part 15, IC Canada, VCCI Japan

Optional Accessories

NEMA 3R Outdoor-Rated Enclosure

External Emergency Safety Button (ANSI/UL) Recognized



Gateway

The Tigo Energy Gateway provides robust and scalable wireless communications with each smart module. This solution provides clear, concise communication with the smart modules on the array, vastly exceeding the quality of data transmission over previous powerline methods.

Each Gateway can communicate with up to 120 smart modules and easily combines with other Gateways to accommodate larger arrays.

Electrical Specifications

Electrical

Supply Voltage: 24VDC +/- 1VDC

Power Consumption: Max 10W

Power Supply: 100-240VAC

Din Rail: Terminal Block or;

Socket: EU/UK/US/AU Interchangeable, 2-Pin Plug

Gateway

Communications with Maximizer	Wireless (802.15)
Communication with Cloud Connect	RS-485 cable connection; in series with other Gateways
Mounting Location	Center of array
Mounting Method	Mounted to module frame or rack. Clips included for frame mounting
Wireless Range	50ft (15m) line-of-sight
Maximum Number of Modules per Gateway	120

Mechanical Specifications

Mechanical Data

Dimensions (W x H x D)	141.3 x 48.5 x 33.3 mm w/bracket
Weight	900 gm (1.98 lbs.)
Operating Temperature Range	-30°C + 70°C (-86°F + 158°F)
Enclosure Environmental Rating	IP 65

TS4-L

Mechanical

Ambient Temperature Range	-40 to + 85°C (-40 to +185°F)
Storage Temperature Range	-40 to + 85°C (-40 to +185°F)
Cooling Method	Natural Convection
Dimensions (with cover)	152.5 x 108 x 25 mm
Weight	550 g (1.20 lbs.)
Environmental Rating	IP65/67, NEMA 3R

Cabling

Cabling Type	PV1-F, PV wire
Cable Length	1.0 m / other lengths per request
Connector	MC4
UV Resistance	500 hr with UBV light between 300-400 nm @ 65°C
Maximum String Voltage	1000V UL
Outer Cable Diameter	IP65/67, NEMA 3R
Wire Cross Section	4.0 mm² (12AWG)